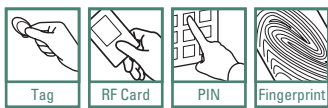


Fingerprint Stored Smart Card
Reader Series

FGR006SRB FINGER006SRB



FGR006SRB

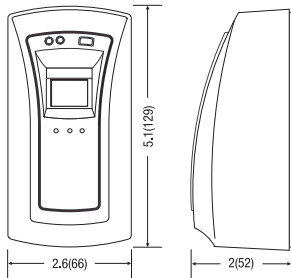


KEY Features

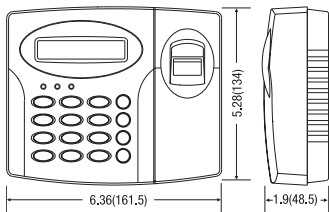
- 1:1 Verification
- Fingerprint & 13.56MHz [MIFARE] Smart Card Reader and Fingerprint Verification
- Read Portable Smart Card that is stored Fingerprint Template programmed on PRG2000B
- ID only Function for Fingerprint Unregisterable Person through Smart Card is programmed by PRG2000B
- Unlimited Fingerprint Users storable (Depend on Number of Controller ID Users)
- Decode Encrypted Biometrics Data using Patented Encryption Algorithm
- Protected ID and Fingerprint Template Copy
- Support STAR PRG2000B Programmer with ID & Fingerprint Template issuing Software
- 26bit Wiegand and RS232 (default), ABA Track II (optional) Output Format
- Network Communication via RS232, TCP/IP (External LAN Converter required)
- FINGER006SRB: Current Time Display on the LCD
- No need to manage Database or Templates
- Flexible Quality Solution to suit Any Applications
- Secure Sign-on Facility
- High Protection from Scratch and ESD (Electro Static Discharge)
- High Quality Optical Sensor
- Tamper Switch
- Mode Selection
- FGR006SRB: SMART only / SMART+ Fingerprint
- FINGER006SRB: SMART only / SMART+ P/W (4digit) SMART+ Fingerprint / SMART+ P/W (4digit) + Fingerprint
- Compatible Software: STARWATCH DUAL PRO I / II, iTDC PRO I / II
- Compatible Controller: iCON100, iTDC, Third Party Controller, FINGER007SRB
- Compatible Reader: SR10B, SR30B, SRK101B

inch(mm)

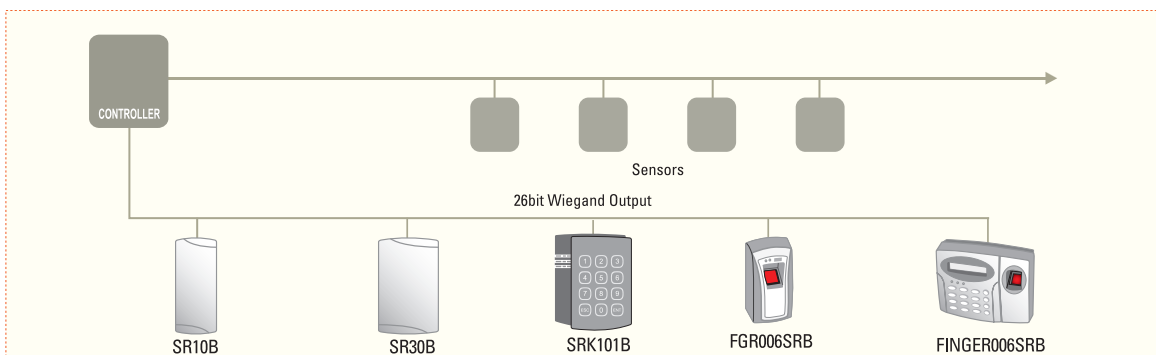
FGR006SRB



FINGER006SRB



FGR006SRB / FINGER006SRB Configuration





FINGER006SRB



ISC80

Fingerprint Module Specifications

Resolution	500dpi
Capture Image Size	356 x 292 pixels
Extraction Image Size	248 x 292 pixels
Sensing Area	12.7mm x 14.9mm
Scanner	High Quality Optical Sensor
FAR(False Acceptance Ratio)	0.001%
FRR(False Reject Ratio)	0.1%
ESD(Electro Static Discharge)	± 10KV (indirect)
Verification Time	Less than 1sec.

Specifications

Model		FGR006SRB	FINGER006SRB	
CPU		32bit ARM9 and 8bit Microprocessor	32bit ARM9 and Dual 8bit Microprocessor	
Memory	Fingerprint Module	Program Memory	1MByte Flash ROM	
		Data Memory	8MByte SDRAM	
	Controller	Program Memory	128KByte ROM	256KByte ROM
		Data Memory	256KByte SRAM	32KByte SRAM
User		Unlimited Fingerprint Users on the Smart Card		
Fingerprint Template Size		400Bytes for 1 Fingerprint Template on the Smart Card		
Frequency		13.56MHz [MIFARE]		
Read Range		ISK50 / IHC80 / IMC135: Up to 2 inch (5cm) ISC80: Up to 4 inch (10cm)		
Reading Time (Card)		500ms.		
Verification Time		Less than 1sec.		
Power / Current		DC 12V / Max.350mA	DC 12V / Max.300mA	
Communication		RS232 (Max.255ch) TCP / IP (External LAN Converter required)		
Baud Rate		9,600bps (default) / 4,800bps, 19,200bps and 38,400bps (selectable)		
Input Port		2ea :External LED Control, External Buzzer Control	2ea :Error-Input, OK-Input	
Output Port		2ea (Error-Output, OK-Output (Open Collector Output))		
Output Format		26bit Wiegand, RS232 (default) / ABA Track II (optional)		
LCD		N/A	Character LCD (2 Lines x 16 Char) 2.62" x 0.55" (65.6mm x 13.8mm) Screen	
Keypad		N/A	16 Key Numeric Keypad with Back Lighting	
LED Indicator		3 Array LED Indicators (Red and Green)	3 Array LED Indicators (Red, Green and Yellow)	
Beeper		Piezo Buzzer		
Operating Temperature	Fingerprint Module / LCD	-15° to +40° C (+5° to +104° F) / 0° to +50° C (+32° to +122° F)		
	Controller / RF Reader	-15° to +70° C (+5° to +158° F) / -35° to +65° C (-31° to +149° F)		
Operating Humidity		10% to 90% relative humidity non-condensing		
Color		Pearl Dark Gray and Light Gray	Dark Pearl Gray	
Material		Polycarbonate		
Dimension (W x H x T)		2.6" x 5.1" x 2.0" (66mm x 129mm x 52mm)	6.36" x 5.28" x 1.9" (161.5mm x 134mm x 48.5mm)	
Weight		259.5g (0.57lbs)	547g (1.21lbs)	
Certification		FCC, CE, MIC	MIC	